

## RESOURCES

All links are listed alphabetically

**Art in Your Pocket** - ATCs - Ideas, examples, links  
<http://www.cedarseed.com/air/atc.html>

**Artist Trading Cards - A Collaborative Cultural Performance**  
- Information, calls for entries, news, and more  
<http://www.artist-trading-cards.ch/index.html>

**Artist Trading Cards @ YahooGroups** - For all skill and interests levels  
<http://groups.yahoo.com/group/artisttradingcards/>

**ATCs - Exploring Art in Miniature** - *Huge* collection of links  
<http://www.squidoo.com/atcs>

**Milkwood Designs** - Template for an ATC-holder (envelope)  
<http://www.ruthannzaroff.com/mirkwooddesigns/atcenvlope.htm>

**Wikipedia** - ATCs - A brief history, some references  
[http://en.wikipedia.org/wiki/Artist\\_trading\\_cards](http://en.wikipedia.org/wiki/Artist_trading_cards)

## INDIVIDUAL ARTISTS AND COLLECTIONS

**Aisling D'Art - Printable ATCs**  
<http://www.mailartists.com/atcs.htm>


**Ed's Artist Trading Cards** - Ed Beal's eclectic & whimsical display  
<http://www.geocities.com/edsatc/cards.html>

**Lynn Dewart** - ATC display  
<http://www.lynnewart.com/projects/atcs.html>

Have questions, comments, suggestions or ideas for next year's ATC workshop and swap? Contact [Fiona@HollowHill.com](mailto:Fiona@HollowHill.com)

## ATCS AND ACEOS - THE DRAGON\*CON ZINE

**ATCs** are Artist Trading Cards. They're art on cards, usually 2.5" x 3.5". (Some people use 3" x 5", but they're rare.)



**ACEOs** are Art Cards, Editions and Originals. They're usually the same size as ATCs, and often hand-signed by the artist.


In this mini-zine, I'll talk about ATCs but this information usually applies to ACEOs and other art cards, as well.

The first rule is: **NO ARTISTIC TALENT IS NEEDED.**

You can draw or paint ATCs. You can create them as collages and print/photocopy them or use the originals. You can create digital ATCs to print and share with others.

Other techniques could include:

- Stencils
- Rubbings
- Photos
- Writing
- Fingerpaint
- Paint-with-straws
- Rubber stamps




And so on... there are no limits!

Most ATCs are flat and will fit in the holders and sheets designed for sports (and other) trading cards.

However, some people make dimensional ATCs or ATCs that fold out in a variety of ways. That could include an origami approach, small envelopes, or whatever flights of fancy appeal to you.

Some people make ATCs with alternate or mixed media, including fabric ATCs, metal, stained glass, and so on.

If you're making paper-related ATCs and you're going to use collage or otherwise need some adhesive, you have many choices. They could include:



- Glue
  - Gluestick
  - acrylic gel medium
  - mucilage, tape (any kind)
  - bandaids
  - grommets
  - safety pins or straight pins
  - sewn elements
  - wire
- ..... and so on.

You can place art on one side of the card or on the back. However, you should sign your card (or indicate who made it) somewhere on it. Contact info, such as a URL or email address, is optional but nice if you're trading cards.

In addition to adding images to the card, consider embellishing the edges.



Trading ATCs is routine at the end of most ATC workshops. However, some groups get together *just* to swap cards. Or, you can exchange cards by mail.

ACEOs may be swapped, but they're usually sold through eBay, in galleries, at events, or through the artists' websites.

You can create an informal ATC display in a planned (or even an unauthorized) location such as a gallery, store, community center, public library, a fence, or even on a restroom wall.

Framing is an option for really nice ATCs and ACEOs. Small frames may be available at dollar stores or crafts supply shops. You can even make (or buy) frames made from elegant framing scraps.

What make ATCs fun are the lack of rules. It's art if you say it's art. As long as the size is about 2.5" x 3.5" (6 cm x 9 cm) and it's decorated, it's an ATC!